TayCo External Ankle Brace

MANUFACTURED BY surestep

E-MAIL OR TEXT COMPLETED FORMS TO
TAYCO@SURESTEP.NET

E-mail preferred for photo quality
Customer Service 574.968.0066 | **Fax** 866.700.7837

TayCo Representative Name _____

Date _____ ☐ Right ☐ Left ☐ Bilateral

Pt First Initial _____ Pt Last Initial_____ Age_____

Diagnosis_____

PO _____

Referring Physician _____

Company Name _____

Contact _____

Phone Number _____

Fax Number _____

Billing Address _____

City_____ ST _____ Zip_____

Shipping Address _____

City_____ ST _____ Zip_____

E-mail _____

Order Confirmation: ☐ Fax ☐ E-mail

Notes for TayCo

_____

_____

_____

_____

TayCo Custom Order Form

Circumference | Width | Length or Height

Figure 1 | With shoe off

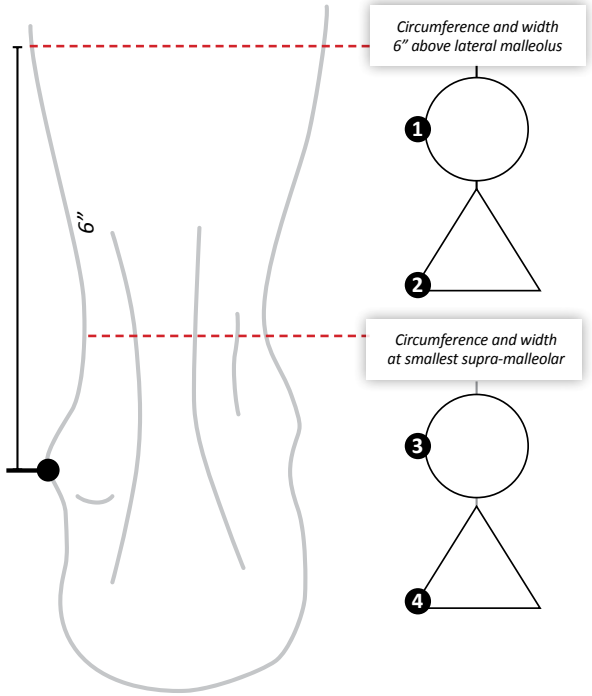

Figure 2 | With shoe on (walking/jogging shoe or workboot)

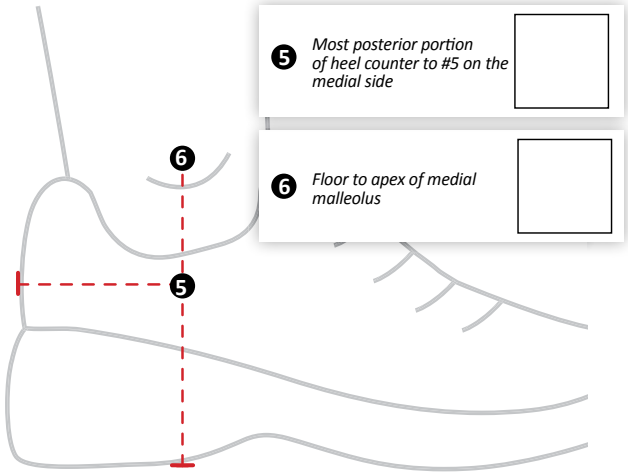

Fabrication Requirements

☐ **Custom from Measurements**
Photos of shoes (no sandals or flats) are required for fabrication. *Please see page 2 of this document for details.*

☐ **Custom from Casts**
Take impressions full weight bearing. Please send a cast of the patient's leg while wearing their shoe for fabrication.
17530 Dugdale Dr. South Bend, IN 46635

Turnaround Times
Measurements - 2 Day Fabrication | Casts - 4 Day Fabrication

Shoe Information

*The TayCo brace is fabricated to fit over the footwear the patient provides at their measuring and fitting appointments. For ultimate fit and function, this shoe **(WALKING/JOGGING SHOE OR WORK BOOT**) should be worn exclusively with the device.*

Size _____ ☐ Men ☐ Women
Brand _____
Model _____

Intended Use of TayCo

☐ **Jogging/Walking Shoe** ☐ **Work Boot**
☐ **Athletic** (cleated): ☐ High Top ☐ Low Top

TayCo Hinge Options

☐ Free Ankle Motion (ROM) ☐ Fixed (Fixed at 90°)*
☐ Dorsi Assist Band *Can be converted to ROM

TayCo Color Options (More options available online)

☐ White	☐ Black	☐ Pink
☐ Red	☐ Purple	☐ Blue
☐ Brown Camo	☐ Pink Camo	☐ US Flag
☐ Zebra	☐ Other: _____	

Shipping Options | Charges apply separately

☐ UPS Ground	No Charge
☐ 3 Day Select	$15.00
☐ 2nd Day (by 12:00 p.m.)	$30.00
☐ Next Day Saver	$45.00
☐ Next Day (by 10:30 a.m.)	$55.00
☐ ATHLETIC TEAM Rush Fabrication	$75.00 Fee

Need by date _____
☐ Return Impressions Pre-modifications $20.00/pr.

8.19.19

Four photos are required to fabricate a TayCo brace from measurements.

- Pictures taken on smart phones are acceptable.
- Position the heel of the shoe on the grid in the indicated area. While completing steps 1-3, do not move or reposition the shoe.
- To ensure a perfect fit, measure printout for accuracy before you begin (instructions on grid)

ONE

Take an overhead view of the shoe on the grid. Make sure the grid is clearly visible in the photo.

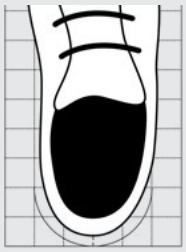

TWO

Take a lateral view of the shoe. The gird must be visible for accurate fabrication.

THREE

Take a posterior view of the shoe. Make sure the grid is clearly visible in the photo.

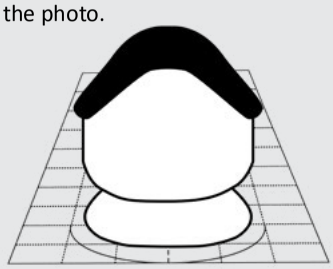

FOUR

With shoe on and weight bearing, take a posterior view of the ankle. No grid necessary.

Print to scale at 100%

10”

If the red line is not 10”, print to scale at 100%

PO for TayCo

SHOE HEEL

The TayCo brace is fabricated to fit over the footwear the patient provides at their measuring and fitting appointments.
For ultimate fit and function, this shoe should be worn exclusively with the device.

E-MAIL COMPLETED FORMS | **E-mail** tayco@surestep.net | **Customer Service** 574.968.0066